

BI-RACIAL HAIR STYLING TECHNIQUES (CHEMICAL FREE)

STOP RIPPING IT OUT !!!



1a. Shampoo hair with Step 1 Cuticle Cleansing Shampoo

1b. Rinse thoroughly. Hair is now ready to accept the Step2 Penetrating Leave-In Conditioner.

2. Apply the Step 2 Penetrating Leave-In Conditioner.

- ◆ Section hair using small manageable partings.
- ◆ Now saturate the hair thoroughly from root to the ends to stop breakage during combing.. The more product you use at this point, the less hair will be in the comb.
- ◆ Before using a comb, use fingers with Step 2, to remove tangles!!!
- ◆ Now use a detangling comb to detangle hair further.
- ◆ Next, comb and rub the Step 2 into the hair with a finer toothed comb from root to ends.
- ◆ This insures total penetration of the conditioner into the cortex of each hair shaft.

◆ **LEAVE IN.**

◆ **IF TANGLES ARE STILL PRESENT, PLEASE STOP!!!**

Hair is now ready for Step 3 Leave-In Moisture Treatment.



3. Apply the Step 3 Leave-In Moisture Treatment GENEROUSLY, first to the hair lines area of the patron.

- ◆ Using partings, saturate the hair thoroughly from the roots to ends.
- ◆ Use fingers to get the remaining tangles from hair partings!!!
- ◆ Comb and rub the hair first, with a DETANGLING COMB, then with as fine a toothed comb as permissible from root to ends. This insures total penetration of the Step 3 Moisture Treatment into the hair shaft and seals in the moisture created by STEP 2.



THE FOREVER SILK CONDITIONING SYSTEM DETANGLES AND SILKENS

BI-RACIAL HAIR STYLING TECHNIQUES (EXERCISE YOUR OPTIONS)

STOP BURNING IT UP!!!



4. Apply a small amount of Step 4 Crème Moisture Stimulant to each section as needed.

- ◆ If your natural curl pattern is desired as your style, simply allow hair to air dry.
- ◆ Blow dry or use a hooded dryer to reduce drying time.
- ◆ If a slightly straighter style is desired, use a blow dryer with comb or brush to get desired straightness.
- ◆ For light, silky straight and smooth styles, use a Flat Iron with as much heat as practical for your hair .type. Any vapor is excess moisture.

Forever Silk Step 4 Crème Moisture Stimulant PROTECTS hair from heated implements.

Call or Click Today!

888-351-SILK OR www.forever-silk.com







BI-RACIAL HAIR STYLING TECHNIQUES (CONTINUED)



The Forever Silk Conditioning System is the perfect choice for Bi-Racial hair textures. Using the System saves time with its de-tangling features, and is convenient to use. Bi-Racial hair textures vary from Loose Curly to Soft Wavy, even Kinky Coily. You may use the Forever Silk Conditioning System to condition and/or style these hair textures in various ways. If you choose, your hair may be conditioned, and worn in its natural state. If you prefer, you may blow it dry or flat iron it to a silky straight look to achieve different style variations, **all chemical free**. You determine the style you want to wear for different occasions.

Visit our website, www.forever-silk.com, click on **instructional videos** for an online

STOP RIPPING IT OUT !!! GET FOREVER SILK

THERMAL PROTECTANT & DAILY MOISTURIZER	HAIR TEXTURE & TYPE	STYLES & LOOKS
	<p>STRAIGHT/ & FINE TO MEDIUM</p> <ul style="list-style-type: none"> ◆ Spray light mist; ◆ Comb thru for even distribution; ◆ Watch absorption, do not over apply ◆ Complete Style & Look 	
	<p>WAVY & MEDIUM TO COARSE</p> <ul style="list-style-type: none"> ◆ Apply evenly with fingers; ◆ Comb thru for even distribution; ◆ Watch absorption, do not over apply ◆ Complete Style & Look 	
	<p>COARSE to KINKY COILY</p> <ul style="list-style-type: none"> ◆ Apply evenly with fingers; ◆ Comb thru for even distribution; ◆ Watch absorption, do not over apply; ◆ Complete style and look; 	

- ◆ Choose the Forever Silk Hair & Skin Systems **protective moisturizer** based upon your hair texture. Select styling tool based upon your desired hair style, ie.. AIR DRY, BLOW DRY, FLAT IRON, HOT COMB, CURLING IRON.

STOP BURNING IT UP!!! GET FOREVER SILK

Call or Click Today!

888-351-SILK OR www.forever-silk.com