


# NATURAL HAIR STYLING TECHNIQUES—FLAT IRON STYLING

How to use the Forever Silk Conditioning System to get light, shiny, bouncy, flowing hair WITHOUT CHEMICALS!



1. Shampoo hair with **Step 1 Cuticle Cleansing Shampoo**

**\* Rinse thoroughly**



2. **Apply the Step 2 Penetrating Leave-In Conditioner .**

- ◆ Section hair.
- ◆ Saturate hair thoroughly from root to the ends.
- ◆ **Use fingers with Step 2, to remove tangles!!!**
- ◆ Comb and rub the Step 2 into the hair from root to end.
- ◆ First use a detangling comb, then a fine toothed comb.
- ◆ This insures total penetration of the conditioner into the cortex of each hair shaft.
- ◆ **LEAVE IN.**
- ◆ Hair is now ready for Step 3 Leave-In Moisture Treatment.



3. **Apply the Step 3 Leave-In Moisture Treatment** to each section as you did with Step 2.

- ◆ Saturate the hair thoroughly from the roots to ends.
- ◆ Comb and rub the hair first with a detangling comb, if needed, then with as fine a toothed comb as permissible.
- ◆ This insures total penetration of the Moisture Treatment into the hair shaft, closes the cuticle and seals in the moisture created by STEP 2.
- ◆ **REMEMBER, STEP 3 IS ALWAYS LEFT IN, NEVER RINSED OUT.**

## NATURAL HAIR STYLING TECHNIQUES—FLAT IRON STYLING cont.



4. Apply a small amount of **Step 4 Crème Moisture Stimulant** to each section as needed. Comb through for even distribution. **If your natural curl pattern is desired as your style, simply allow hair to air dry.** You may Blow dry or use a hooded to natural curl pattern dryer to reduce drying time.



5. For Light, Smooth, Silky, Healthy Hair, with Sheen use Flat Iron to get the desired results. Simply comb Step 4 through hair to protect from the heat before using the Flat Iron. Do not over apply. Any vapor is excess moisture.

**Forever Silk Step 4 Crème Moisture Stimulant provides thermal protection from sFlat Iron.**

**YOU MAY USE STEP 4 AS NEEDED FOR DAILY MOISTURE & MAINTENANCE**

Call or Click Today!

888-351-SILK OR [www.forever-silk.com](http://www.forever-silk.com)


# NATURAL HAIR STYLING TECHNIQUES—PRESS & CURL STYLING

How to use the Forever Silk Conditioning System to get light, shiny, bouncy, flowing hair WITHOUT CHEMICALS!




**1a. Shampoo hair with Step 1 Cuticle Cleansing Shampoo**

**1b. Rinse thoroughly. Hair is now ready to accept the Step 2 Penetrating Leave-In Conditioner.**



- 2. Apply the Step 2 Penetrating Leave-In Conditioner. Section hair.**
- ◆ Now saturate the hair thoroughly from root to the ends.
  - ◆ **Use fingers with Step 2, to remove tangles!!!**
  - ◆ Comb and rub the Step 2 into the hair.
  - ◆ First use a detangling comb, then with a fine toothed comb from root to ends.
  - ◆ This will insure total penetration of the conditioner into the cortex of each hair shaft.
  - ◆ **LEAVE IN.**
  - ◆ Hair is now ready for Step 3 Leave-In Moisture Treatment.



- 3. Apply the Step 3 Leave-In Moisture Treatment first to each section as you did with Step 2.**
- ◆ Saturate the hair thoroughly from the roots to ends.
  - ◆ Comb and rub the hair first with a detangling comb, if needed, then with as fine a toothed comb as permissible from root to ends.
  - ◆ This insures total penetration of the Moisture Treatment into the hair shaft, closes the cuticle and seals in the moisture created by STEP 2.
  - ◆ **REMEMBER, STEP 3 IS ALWAYS LEFT IN, NEVER RINSED OUT.**

## NATURAL HAIR STYLING TECHNIQUES —PRESS & CURL STYLING



**4. Apply a small amount of Step 4 Crème Moisture Stimulant to each parted section as needed.**

- ◆ Comb through for even distribution.
- ◆ If your natural curl pattern is desired as your style, simply allow hair to air dry.
- ◆ Blow dry or use a hooded dryer
- ◆ to reduce drying time.



**5. For Light, Smooth, Silky, Healthy, Bone Straight Hair, with Sheen, use a Pressing Comb with as much heat as practical for each hair type. Any vapor is excess moisture. Simply comb Step 4 through hair to protect from the heat before the Hot Comb.**

**Forever Silk Step 4 Crème Moisture Stimulant will protect hair from heat of Hot Comb**

**YOU MAY USE STEP 4 AS NEEDED FOR DAILY MAINTENANCE**

**Call or Click Today!**

**888-351-SILK OR [www.forever-silk.com](http://www.forever-silk.com)**


## BLOW DRY STYLING

How to use the Forever Silk Conditioning System to get light, shiny, bouncy, flowing hair WITHOUT CHEMICALS!



**1a.** Shampoo hair with Step 1 Cuticle Cleansing Shampoo

**1b.** Rinse thoroughly. Hair is now ready to accept the Step 2 Penetrating Leave-In Conditioner.



- 2.** Apply the Step 2 Penetrating **Leave-In** Conditioner .
- ◆ Section hair.
  - ◆ Now saturate the hair thoroughly from root to the ends.
  - ◆ **Use fingers with Step 2, to remove tangles!!!**
  - ◆ Comb and rub the Step 2 into the hair. First use a detangling comb, then with a fine toothed comb from root to ends. This will insure total penetration of the conditioner into the cortex of each hair shaft.
  - ◆ **LEAVE IN**
  - ◆ **Hair is now ready for Step 3 Leave-In Moisture Treatment.**



- 3.** Apply the Step 3 Leave-In Moisture Treatment first to the hair line area of the patron.
- ◆ Now saturate the hair thoroughly from the roots to ends.
  - ◆ Comb and rub the hair first with a detangling comb, then with as fine a toothed comb as permissible from root to ends.
  - ◆ This insures total penetration of the moisture treatment into the hair shaft and seals in the moisture created by STEP 2.
  - ◆ **REMEMBER, STEP 3 IS ALWAYS LEFT IN NEVER RINSED OUT.**

## BLOW DRY STYLING



4. Section hair and comb through a small amount of **Step 4 Crème Moisture Stimulant** to each section as needed.
- ◆ If natural curl pattern is desired, simply allow to air dry or use a hooded dryer to reduce drying time.



- ◆ If a slightly straighter style is desired, use a blow dryer with comb or brush to get desired straightness. Any vapor is excess moisture.
- ◆ For silky straighter and smoother styles, you may use a Flat Iron or Pressing Comb for some hair textures.

**Forever Silk Step 4 Crème Moisture Stimulant will protect hair from heat of Blow Dryer**

**YOU MAY USE STEP 4 AS NEEDED FOR DAILY MAINTENANCE**

Call or Click Today!

888-351-SILK OR [www.forever-silk.com](http://www.forever-silk.com)