

CURLY PERMS” AND “JHERI CURLS”

FOLLOW MANUFACTURER’S DIRECTIONS USING THE CURLY PERM OR “THIO CURL OF YOUR CHOICE



1. Shampoo hair to remove any oils and / or debris from hair. Towel blot.

2. Apply protective cream or petroleum jelly to hair line and ears.

3. Apply Curl Re-arranger or equivalent to hair and straighten according to manufacturer’s directions. **FOR “THIO CURLS” ONLY!**



4. Section hair appropriately and place hair on curling tools or rods according to the desired style. Time procedure then rinse.

5. For “**THIO CURLS**”, apply Booster. For “**CURLY PERMS**” apply Cold Wave solution to hair while on curling tools or rods according to the manufacturer’s directions. This step determines the shape of the curls.



6. Apply Neutralizer solution to each curling tool or rod according to the manufacturers directions. This locks the shape of the curl on the curling tool or rod and nearly brings the hair back to its normal pH.



7. Rinse thoroughly for a minimum of 5 minutes.



8. Lightly shampoo hair while removing rods or curling tools. This insures total removal of neutralizer from hair and brings hair back to its pH. Rinse and Towel Blot.

9. SATURATE EACH CURL WITH FOREVER SILK STEP 2. PENETRATING LEAVE-IN CONDITIONER. USE A LARGE TOOTHED COMB TO EVENLY DISTRIBUTE PRODUCT THROUGH HAIR. SCRUNCH PRODUCT INTO HAIR TO INSURE CONDITIONER FILLS THE CORTEXIAL FIBERS OF HAIR. THIS STEP HELPS TO PREVENT DRYNESS.









10. APPLY FOREVER SILK STEP 3 LEAVE-IN MOISTURE TREATMENT. SATURATE EACH CURL LIBERALLY. USE AS FINE A TOOTHED COMB AS PRACTICAL WHILE SCRUNCHING. THIS STEP SEALS THE CUTICLE AND LOCKS STEP 2 INTO THE CORTEX OF HAIR. THIS HELPS PREVENT THE DRYNESS, SHEDDING AND BREAKAGE TYPICALLY ASSOCIATED WITH THIOGLYCOLATE PRODUCTS.



USE THE FOREVER SILK CONDITIONING SYSTEM TO MINIMIZE DRYNESS **AFTER** USING THIOGLYCOLATE CURLY PERMS OR SO-CALLED “JHERI CURLS” eliminate damage, shedding and breakage.

MAINTENANCE SELECTION GUIDE FOR “CURLY PERMS”AND “JHERI CURLS”

PRODUCT CHOICES	HAIR TEXTURE & TYPE	STYLES & LOOKS
 <p>Silk & Honey Mist— this weightless mist penetrates hair shaft, produces volume as it enhances styles with flexible hold. Works on all textures. Leaves no sticky residue. A combination of essential oils, vitamins and nutrients nourishes hair, enhances style. NO DRYNESS, NO FRIZZ. For Fine to Medium Hair Textures. Daily moisturizer for Coarse to Kinky Coily textures. Looks like Milk, Smells like Honey</p>	<p>STRAIGHT/ & FINE TO MEDIUM</p> <ul style="list-style-type: none"> ◆ Shake well ◆ Spray light mist; ◆ Scrunch in for even distribution; ◆ Watch absorption, do not over apply ◆ Complete Style & Look 	
 <p>Softening Lotion— This unique formula provides body and shine as it revitalizes hair to look its best. This light lotion penetrates easily. Explore maximum styling options For Medium to Coarse Hair Textures.</p> <p>Add Silk & Honey Mist Daily for Medium to Kinky Coily textures.</p>	<p>WAVY & MEDIUM TO COARSE</p> <ul style="list-style-type: none"> ◆ Shake well ◆ Apply evenly with fingers; ◆ Scrunch in for even distribution; ◆ Watch absorption, do not over apply ◆ Complete Style & Look 	
 <p>Step 4 Crème Moisture Stimulant— Moisturizes and softens even Kinky Coily hair on contact. This moisture stimulant gives hair fullness and body – No dryness, no frizz, Non- Greasy . Hair can be styled and restyled. For Coarse to Kinky Coily Hair Textures.</p>	<p>COARSE to KINKY COILY</p> <ul style="list-style-type: none"> ◆ Shake well ◆ Apply evenly with fingers; ◆ Scrunch in for even distribution; ◆ Watch absorption, do not over apply; ◆ Complete style and look; ◆ Any vapor is excess moisture; 	

Call or Click Today!

888-351-SILK OR www.forever-silk.com